

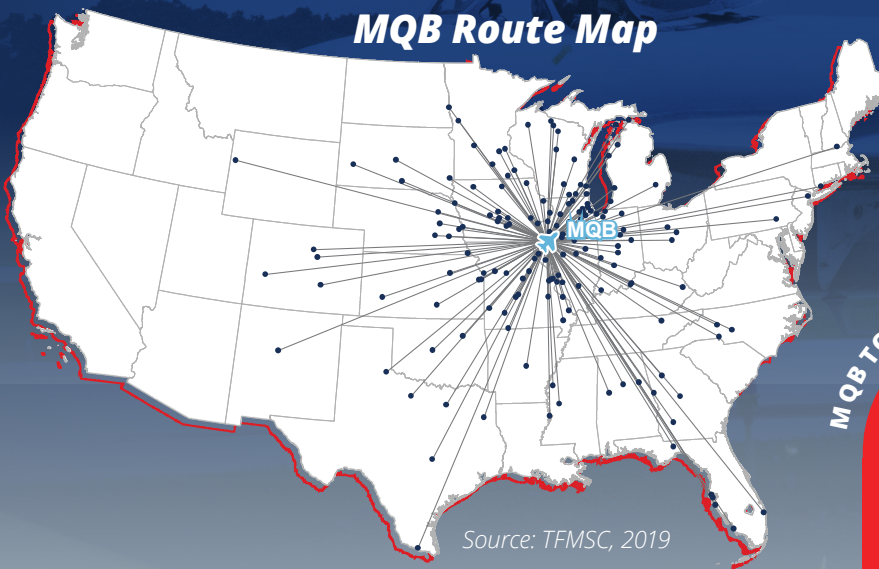


MACOMB MUNICIPAL

ABOUT THE AIRPORT

Macomb Municipal Airport (MQB) is a general aviation airport located in west-central Illinois, in McDonough County. The Airport is situated three miles north of Macomb's central business district and approximately 65 miles west of Peoria. The Airport is publicly owned and operated by Macomb Airport Authority. Since its construction in the 1960s, MQB has significantly contributed to the growth of the community. MQB serves as a satellite operation center for several agricultural aviation operators during the summer months and frequently supports recreational flying as well as corporate and business activity. Additional activities supported by the airport include aerial inspection and photography, law enforcement operations, military training, and air cargo operations. The Airport also serves the community by providing transportation for visitors of Western Illinois University and by hosting an open house/fly-in breakfast during the local Heritage Days Festival.

To understand the geographic reach of MQB, the map below illustrates the domestic origin and destination flights into and out of the Airport in 2019.

**On-Airport**

**\$5.7
MILLION**

**Visitor Spending**

**\$989.0
THOUSAND**

**Employment**

**42
JOBS**

**Labor Income**

**\$1.9
MILLION**

**Value Added**

**\$2.8
MILLION**

MQB TOTAL ECONOMIC IMPACT

**\$6.7
MILLION**

WHAT IS ECONOMIC IMPACT?

**On-Airport Activity**

The impacts generated by airports including airport management and administration, airport tenants, as well as on-airport construction.

**Visitor Spending**

The impacts generated by out-of-state visitors to Illinois, for personal or business reasons, who spend money on accommodations, food and beverage, local ground transportation, retail, and entertainment.

**Labor Income**

Also known as "payroll"; total employment compensation, including wages and other benefits (e.g., healthcare insurance payments, retirement).

Air Cargo

Economic contributions from industries in Illinois that receive or ship air cargo through Illinois airport. Air Cargo impacts are quantified at the District and Statewide levels only.

**Employment**

Number of people employed, including part-time and full-time.

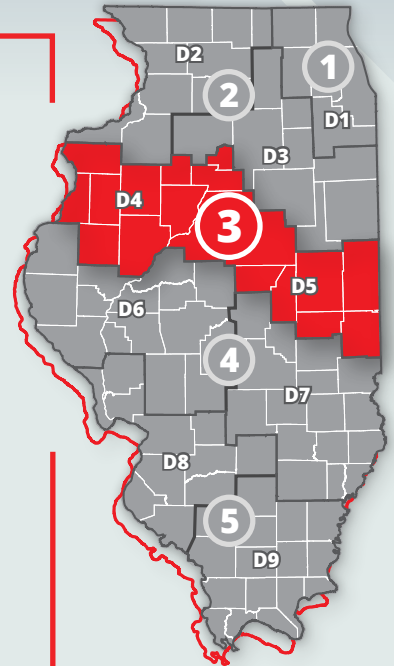
**Value Added**

The economic productivity of each aviation-related business establishment, calculated as business revenue earned minus the cost of purchasing goods and services from other businesses. It includes all labor compensation, profits, and business taxes paid.

REGION 3

■ IDOT Districts 4 & 5

Region 3 is north central Illinois which borders Indiana and Iowa. Located in Region 3, among others, are Central Illinois Regional Airport at Bloomington-Normal (BMI) and General Downing – Peoria International Airport (PIA). Both are commercial service airports that serve as gateways to Illinois business, technology, agriculture, and logistics. Additionally, The University of Illinois-Willard Airport (CMI) serves the Champaign-Urbana metropolitan area of which 15 colleges and universities are located. Region 3 includes the Institute of Aviation at Parkland College which provides flight training and supports daily flight operations. In total, the 14 airports in Region 3 generated 22,583 jobs, \$1.2 billion in labor income, \$2.1 billion in value added, and \$4.3 billion in total economic impact.



On-Airport
\$1.3 BILLION



Visitor Spending
\$360.2 MILLION



Employment
22,583 JOBS



Air Cargo
\$2.6 BILLION



Labor Income
\$1.2 BILLION

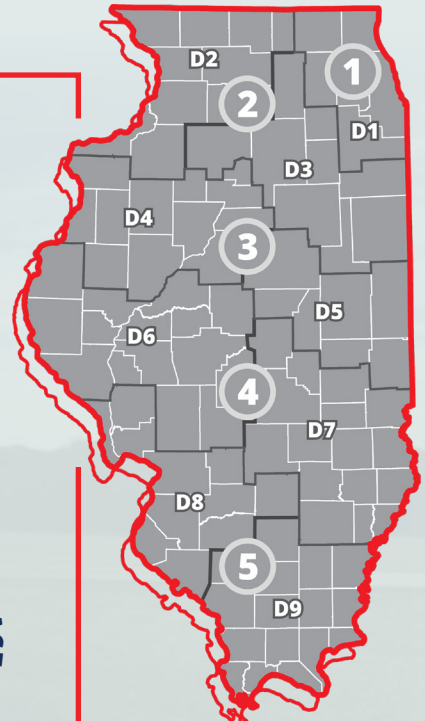


Value Added
\$2.1 BILLION

REGION 3 TOTAL ECONOMIC IMPACT
\$4.3
BILLION

STATEWIDE

Illinois boasts a robust aviation system of over 80 airports, including some of the busiest facilities on the globe. To support this robust system, the Illinois Department of Transportation (IDOT) initiated the development of the Illinois Aviation Economic Impact Analysis (EIA) to quantify each airport's annual monetary contribution to their local, regional, and statewide economies. The EIA determined that Illinois' airports generated 492,768 jobs and contributed \$95.5 billion to the state's economy in 2019.



On-Airport
\$38.4 BILLION



Visitor Spending
\$21.2 BILLION



Employment
492,768 JOBS



Air Cargo
\$35.9 BILLION



Labor Income
\$32.6 BILLION



Value Added
\$53.8 BILLION

STATEWIDE TOTAL ECONOMIC IMPACT
\$95.5
BILLION

