

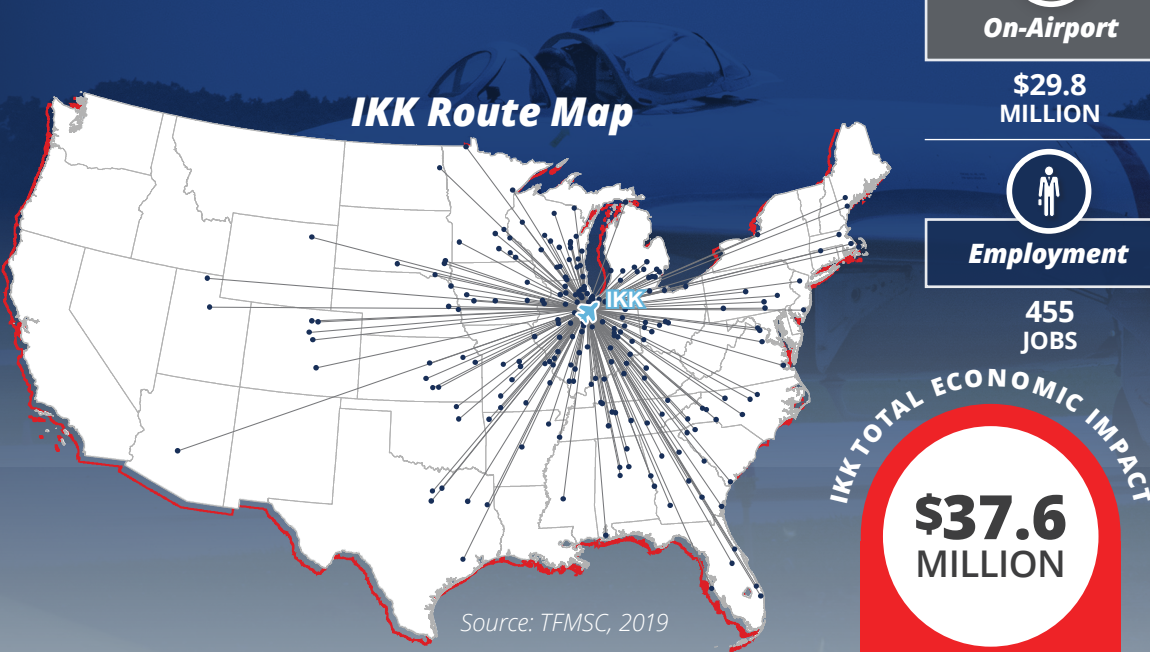


GREATER KANKAKEE

ABOUT THE AIRPORT

Greater Kankakee Airport (IKK) is a general aviation airport located in northwest Illinois, approximately three miles south of the City of Kankakee. The Airport is publicly owned and operated by the Kankakee Valley Airport Authority. In addition to significant usage for recreational and corporate/business activity, IKK supports aerial inspections, police and law enforcement operations, aircraft flight testing, news reporting, aerial photography, and agricultural activities. In 2018, the Illinois National Guard relocated to IKK and opened the US Army Reserve Center which supports frequent military training and activity. The Airport's proximity to I-57 and US Route 52 increases accessibility and connectivity to the local community. The Airport also supports the community through providing tours and field trips for local schools, hosting events, and hosting the local EAA chapter.

To understand the geographic reach of IKK, the map below illustrates the domestic origin and destination flights into and out of the Airport in 2019.



On-Airport

**\$29.8
MILLION**



Visitor Spending

**\$7.9
MILLION**



Employment

**455
JOBS**



Labor Income

**\$17.2
MILLION**



Value Added

**\$22.6
MILLION**

IKK TOTAL ECONOMIC IMPACT

**\$37.6
MILLION**

WHAT IS ECONOMIC IMPACT?



On-Airport Activity

The impacts generated by airports including airport management and administration, airport tenants, as well as on-airport construction.



Labor Income

Also known as "payroll"; total employment compensation, including wages and other benefits (e.g., healthcare insurance payments, retirement).



Visitor Spending

The impacts generated by out-of-state visitors to Illinois, for personal or business reasons, who spend money on accommodations, food and beverage, local ground transportation, retail, and entertainment.



Air Cargo

Economic contributions from industries in Illinois that receive or ship air cargo through Illinois airport. Air Cargo impacts are quantified at the District and Statewide levels only.



Employment

Number of people employed, including part-time and full-time.



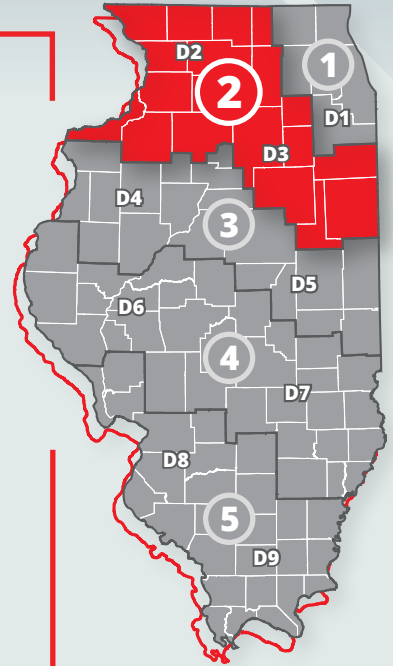
Value Added

The economic productivity of each aviation-related business establishment, calculated as business revenue earned minus the cost of purchasing goods and services from other businesses. It includes all labor compensation, profits, and business taxes paid.

REGION 2

■ IDOT Districts 2 & 3

Region 2 is located in northern Illinois and covers diverse regions that borders Iowa, Wisconsin, and Indiana. Visitors travel to the area through the Region's two commercial service airports and 13 general aviation airports. Chicago Rockford International Airport (RFD) is the largest airport in this region and is responsible for employing 21,400 people, making it a significant economic driver. RFD also serves as the second largest UPS hub in North America and Quad City International Airport (MLI), the other commercial service airport in the region, supports significant business and air cargo activity which significantly contributes to the local and state economies. Region 2's airports generated 37,685 jobs, \$2.3 billion in labor income, \$2.3 billion in labor income, \$4.0 billion in value added, and \$8.1 billion in total economic impact.



On-Airport
\$4.8 BILLION



Visitor Spending
\$383.7 MILLION



Employment
37,685 JOBS



Air Cargo
\$3.0 BILLION



Labor Income
\$2.3 BILLION

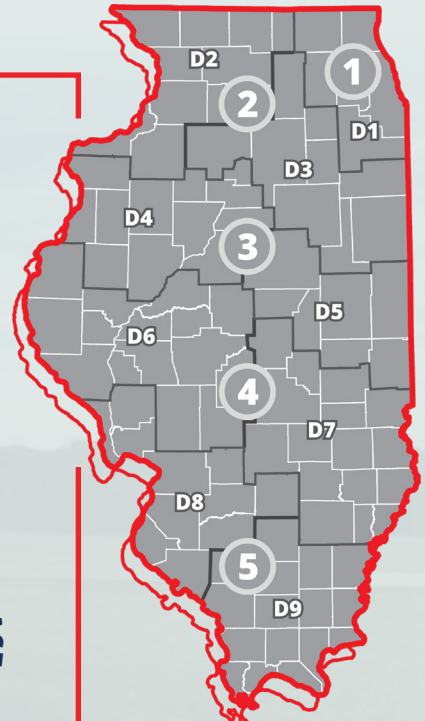


Value Added
\$4.0 BILLION

REGION 2 TOTAL ECONOMIC IMPACT
**\$8.1
BILLION**

STATEWIDE

Illinois boasts a robust aviation system of over 80 airports, including some of the busiest facilities on the globe. To support this robust system, the Illinois Department of Transportation (IDOT) initiated the development of the Illinois Aviation Economic Impact Analysis (EIA) to quantify each airport's annual monetary contribution to their local, regional, and statewide economies. The EIA determined that Illinois' airports generated 492,768 jobs and contributed \$95.5 billion to the state's economy in 2019.



On-Airport
\$38.4 BILLION



Visitor Spending
\$21.2 BILLION



Employment
492,768 JOBS



Air Cargo
\$35.9 BILLION



Labor Income
\$32.6 BILLION



Value Added
\$53.8 BILLION

STATEWIDE TOTAL ECONOMIC IMPACT
**\$95.5
BILLION**

