



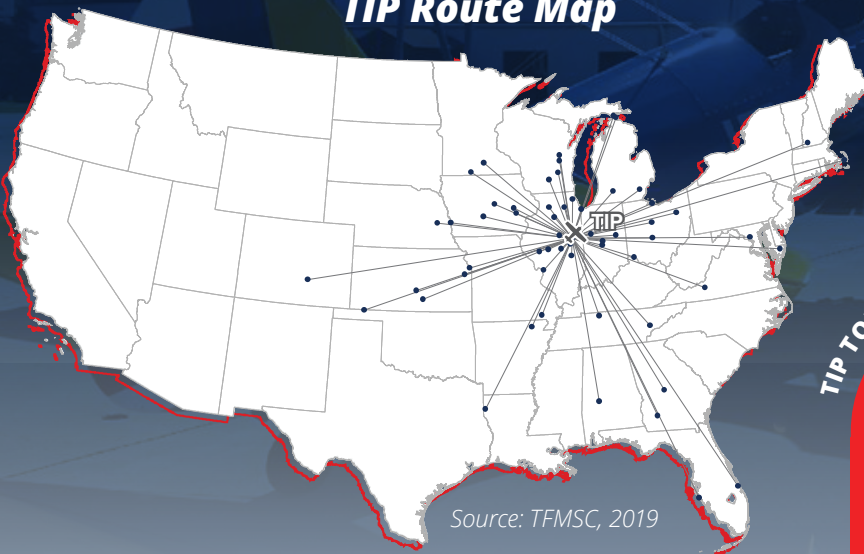
RANTOUL NATIONAL AVIATION CENTER-FRANK ELLIOTT FIELD

ABOUT THE AIRPORT

Rantoul National Aviation Center Airport - Frank Elliott Field (TIP) is a general aviation airport in Champaign County, located approximately one mile southeast of the Village of Rantoul. The Airport is owned and operated by Rantoul. The Airport also supports aerial inspection, law enforcement operations, aircraft flight testing, and aerial agricultural application activities. The Airport supports several tenants, including AT&T, a campground, and various warehousing operations, which allows it to support the community and sustain itself financially. TIP also supports the community through hosting over 20 aeronautical and non-aeronautical events each year for the public. One of the largest events, the I&I Half Century of Progress Show, is a four-day event that draws over 125,000 people to the Airport grounds.

To understand the geographic reach of TIP, the map below illustrates the domestic origin and destination flights into and out of the Airport in 2019.

TIP Route Map



Source: TFMSC, 2019



On-Airport

\$65.6
MILLION



Visitor Spending

\$604.0
THOUSAND



Employment

326
JOBS



Labor Income

\$17.0
MILLION



Value Added

\$28.5
MILLION

TIP TOTAL ECONOMIC IMPACT

\$66.2
MILLION

WHAT IS ECONOMIC IMPACT?



On-Airport Activity

The impacts generated by airports including airport management and administration, airport tenants, as well as on-airport construction.



Labor Income

Also known as "payroll"; total employment compensation, including wages and other benefits (e.g., healthcare insurance payments, retirement).



Visitor Spending

The impacts generated by out-of-state visitors to Illinois, for personal or business reasons, who spend money on accommodations, food and beverage, local ground transportation, retail, and entertainment.



Air Cargo

Economic contributions from industries in Illinois that receive or ship air cargo through Illinois airport. Air Cargo impacts are quantified at the District and Statewide levels only.



Employment

Number of people employed, including part-time and full-time.



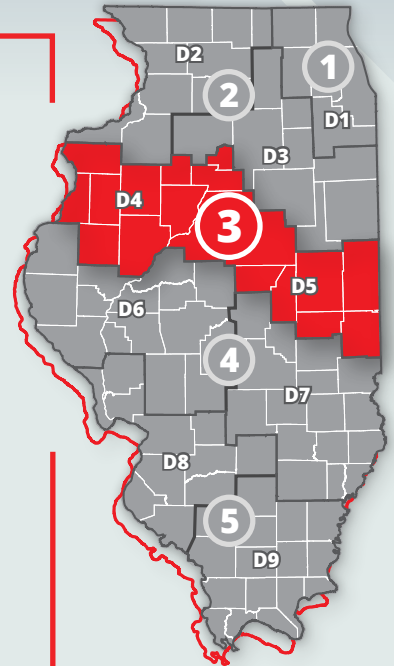
Value Added

The economic productivity of each aviation-related business establishment, calculated as business revenue earned minus the cost of purchasing goods and services from other businesses. It includes all labor compensation, profits, and business taxes paid.

REGION 3

■ IDOT Districts 4 & 5

Region 3 is north central Illinois which borders Indiana and Iowa. Located in Region 3, among others, are Central Illinois Regional Airport at Bloomington-Normal (BMI) and General Downing – Peoria International Airport (PIA). Both are commercial service airports that serve as gateways to Illinois business, technology, agriculture, and logistics. Additionally, The University of Illinois-Willard Airport (CMI) serves the Champaign-Urbana metropolitan area of which 15 colleges and universities are located. Region 3 includes the Institute of Aviation at Parkland College which provides flight training and supports daily flight operations. In total, the 14 airports in Region 3 generated 22,583 jobs, \$1.2 billion in labor income, \$2.1 billion in value added, and \$4.3 billion in total economic impact.



On-Airport
\$1.3 BILLION



Visitor Spending
\$360.2 MILLION



Employment
22,583 JOBS



Air Cargo
\$2.6 BILLION



Labor Income
\$1.2 BILLION

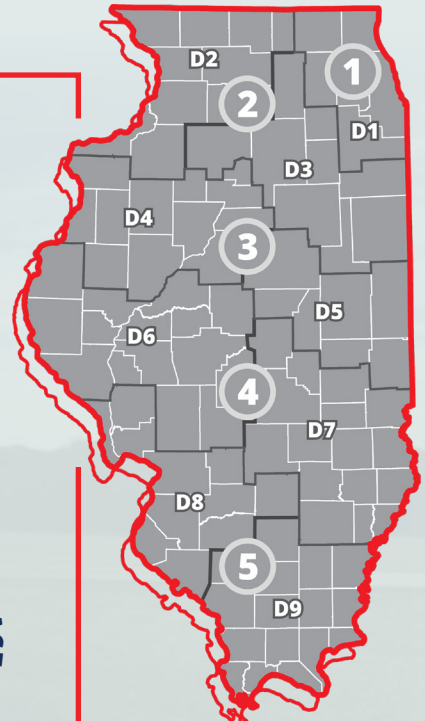


Value Added
\$2.1 BILLION

REGION 3 TOTAL ECONOMIC IMPACT
\$4.3
BILLION

STATEWIDE

Illinois boasts a robust aviation system of over 80 airports, including some of the busiest facilities on the globe. To support this robust system, the Illinois Department of Transportation (IDOT) initiated the development of the Illinois Aviation Economic Impact Analysis (EIA) to quantify each airport's annual monetary contribution to their local, regional, and statewide economies. The EIA determined that Illinois' airports generated 492,768 jobs and contributed \$95.5 billion to the state's economy in 2019.



On-Airport
\$38.4 BILLION



Visitor Spending
\$21.2 BILLION



Employment
492,768 JOBS



Air Cargo
\$35.9 BILLION



Labor Income
\$32.6 BILLION



Value Added
\$53.8 BILLION

STATEWIDE TOTAL ECONOMIC IMPACT
\$95.5
BILLION

